



## CIK TV+ User Guide


This is the user guide for CIK TV+

### Most used buttons on Remote Control




Use  to power on/power off STB

Use  to go to Setting Page

Use  to back to Home Page

Use  to tune volume of STB

Use  to select


Go back to previous screen by pressing 

### Watch Live TV




Up/Down : Channel Switch, Use these buttons to move between channels

Number Key : Press channel number directly to switch channel

Press  to turn on/turn off CC if CC is available

### Exit

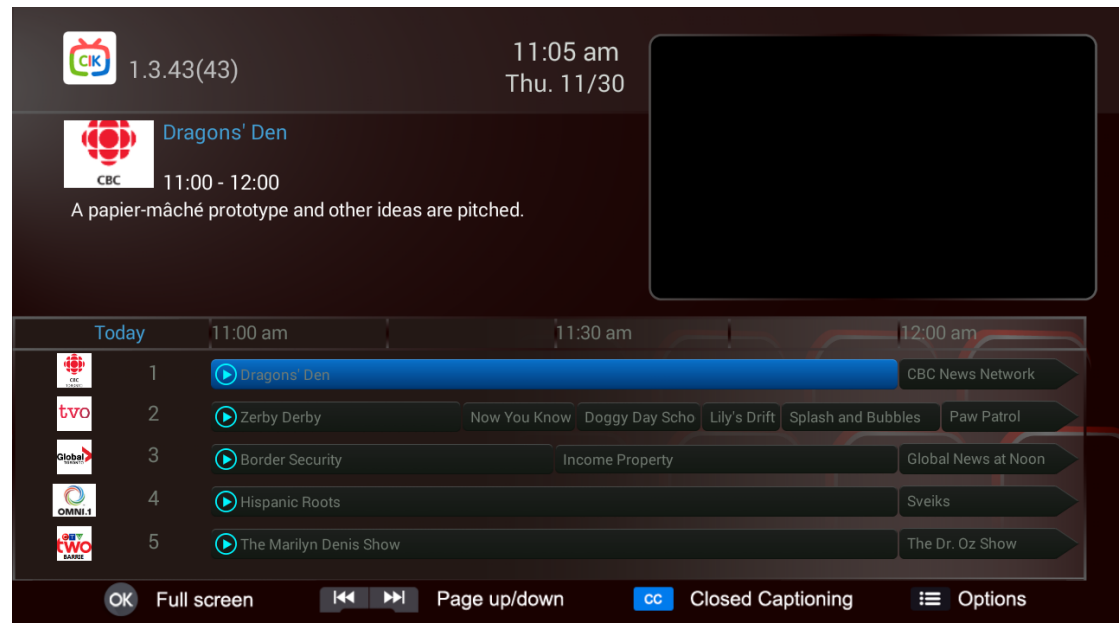
Press  button twice on remote control to exit CIK TV+ when playback channel

## TV Guide –Electronic Program Guide (EPG)

### See what's on and coming up

- ❖ Press **OK** on Remote Control to display TV Guide OR turn off the TV guide and switch to full screen playback

### TV Guide Grid View



View all channels and programs at a time

**Left / Right** button : Move along the program listing

**Up/ Down** button : Change channels

Number Key : Press channel number directly to dump to the channel you want to watch

Press **⏪ ⏩** to skip forward and back a channel list page

Press **OK** to change to the channel you want to watch in small window

Press **OK** again to close EPG and switch back to full screen playback